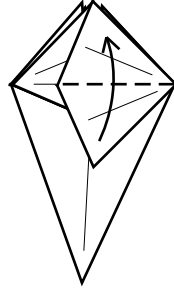
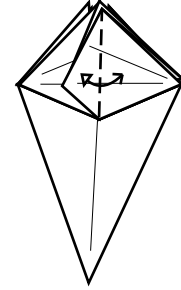


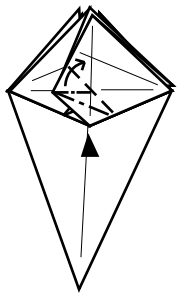
10. Squash.



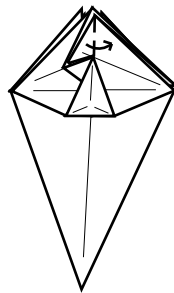
11. Valley up.



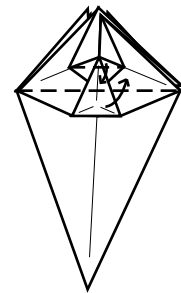
12. Precrease.



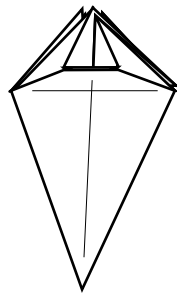
13. Form valley fold, allowing squash to form at bottom.



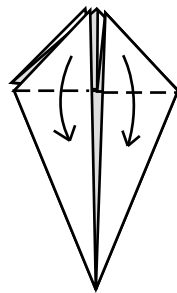
14. Pull one layer through.



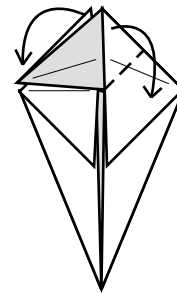
15. Valley folds.



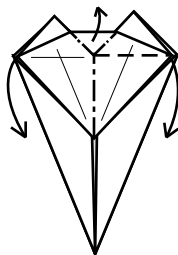
16. Turn over.



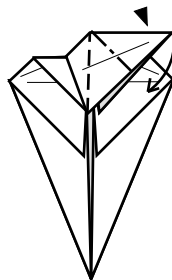
17. Swing down.



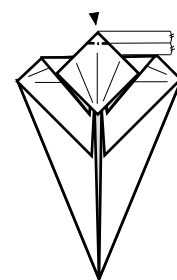
18. Open out top.



19. Collapse into rabbit-ear formation.



20. Squash.



21. Sink halfway.